

OPERATING INSTRUCTIONS

SONNENBRAUNE WOLFF SYSTEM

MODEL 838/3

EQUIPPED WITH :

100 WATT:

**38 BELLARIUM PLUS SA2-71-100W OR BELLARIUM S SA1-71-100W LAMPS
AND 3 PHILIPS CLEO-HPA/30 SIV 400W FACIAL LAMPS**

160 WATT:

**38 COSMOLUX VHR NA1-15-160W or
38 BELLARIUM SR RA1-12-160W
AND 3 PHILIPS CLEO-HPA/30 SIV 400W FACIAL LAMPS**

Congratulations on your purchase of a new SonnenBraune Wolff System 838/3 tanning bed.

Please read the instructions carefully before you use the unit for the first time.

SonnenBraune, Inc.
6362 Battlefield Pkwy. Suite 7
Ringgold, GA 39736

(800) 829-6533

If you should require any service or replacement parts, please contact SonnenBraune, Inc. at the above toll-free number.

TABLE OF CONTENTS	PAGE
USER NOTICE	1
IMPORTANT NOTICE REGARDING ELECTRICAL REQUIREMENTS	3
INSTALLATION REQUIREMENTS	5
USER INSTRUCTIONS	9-11
EXPOSURE INSTRUCTIONS	4,4A; 11
CARE & MAINTENANCE OF TANNING BEDS	9
TROUBLESHOOTING	9
ASSEMBLY INSTRUCTIONS	6-8
OPERATION OF TIMER	10
EXPOSURE TIME	4,4A
WARRANTY	16
TECHNICAL DATA/SPARE PARTS	17

IMPORTANT NOTICE

Dear Customer:

Thank you for your purchase of SonnenBraune Wolff System tanning equipment. We would like to take this opportunity to cover some very important information regarding the electrical requirements of your equipment. Your SonnenBraune Wolff System must run on exactly 220 to 230 volts. You should not run your bed on voltage outside of this range because you will damage the bed and void your warranty. Please give this information to your electrician and have him take a digital voltage reading on your outlet to determine your exact line voltage. If your voltage is above or below 220-230 volts, you need to purchase a "buck booster" transformer. These are available from SonnenBraune for \$125.00. The transformer will regulate your voltage to the correct level. This is very important to ensure that your bed will operate properly.

Thank you again for your business.

DANGER: ULTRAVIOLET RADIATION, FOLLOW INSTRUCTIONS, AVOID OVEREXPOSURE, AS WITH NATURAL SUNLIGHT, OVEREXPOSURE CAN CAUSE EYE AND SKIN INJURY AND ALLERGIC REACTIONS. REPEATED EXPOSURE MAY CAUSE PREMATURE AGING OF THE SKIN AND SKIN CANCER.

WEAR PROTECTIVE EYEWEAR; FAILURE TO MAY RESULT IN SEVERE BURNS OR LONG-TERM INJURY TO THE EYES.

CAUTION! EXPOSURE POSITIONS OTHER THAN SPECIFIED CAN BE HARMFUL AND ARE NOT RECOMMENDED.

SKIN TYPE
 I/FAIR 4 MIN.
 II/MEDIUM 4 MIN.
 III/DARK 4 MIN.
 IV/VERY DARK 4 MIN.

MAXIMUM USE TIME: 20 MINUTES.

RECOMMENDED EXPOSURE SCHEDULE:

WEEK 1	WEEK 2	WEEK 3	WEEK 4	WEEKLY MAINTENANCE SESSIONS
SESSIONS 1-3	SESSIONS 4-4	SESSIONS 7-10	SESSIONS 11-13	
4 MIN.	8 MIN.	12 MIN.	18 MIN.	20 MIN.
4 MIN.	8 MIN.	12 MIN.	18 MIN.	20 MIN.
4 MIN.	12 MIN.	16 MIN.	20 MIN.	20 MIN.
4 MIN.	12 MIN.	16 MIN.	20 MIN.	20 MIN.

IN MOST CASES, BRIGHT TANNING WILL APPEAR WITHIN SIX HOURS OF THE FIRST APPLICATION, PROVIDED YOUR SKIN IS CAPABLE OF DEVELOPING A TAN. A MOISTURIZER MAY BE USED AFTER EACH TANNING SESSION.

THIS SYSTEM IS INTENDED TO BE USED ONLY WITH THE WOLFF SYSTEM BELLARUM PLUS (SAS-10-100W) OR BELLARUM 8 (SAS-10-100W).

FOR PARTS AND SERVICE CALL:
 SonnenBraune, Inc.
 Ringgold, Ga
 1-800-829-6533

THIS PRODUCT IS IN CONFORMITY WITH PERFORMANCE STANDARDS FOR SUNLAMP PRODUCTS UNDER NO. 21 CFR SUBCHAPTER J.

THIS DEVICE IS INTENDED TO BE USED BY ONE PERSON AT A TIME. YOU MAY LIE DIRECTLY ON TANNING SURFACE.

THE MINIMUM EXPOSURE POSITION IS 0.5 M. (1.27 CM) FROM THE LAMP'S SURFACE (PRESET BY THE MANUFACTURER). READ THE INSTRUCTION BOOKLET BEFORE USING THIS DEVICE.

SKIN TYPE I - THIS IS THE INDIVIDUAL THAT USUALLY BURNS EASILY AND SEVERELY, TANS MINIMALLY OR LIGHTLY AND FEELS SKIN TYPE II - OFTEN REFERRED TO AS "AVERAGE" COMPLEXION, BURNS MODERATELY AND TANS ABOUT AVERAGE.
 SKIN TYPE IV - THIS INDIVIDUAL BURNS MINIMALLY, TANS EASILY AND ABOVE AVERAGE.
 SKIN TYPE V - THIS INDIVIDUAL'S SKIN RARELY BURNS, TANS EASILY AND SUBSTANTIALLY.

MEDICATIONS OR COSMETICS MAY INCREASE YOUR SENSITIVITY TO THE ULTRAVIOLET RADIATION. CONSULT PHYSICIAN BEFORE USING SUNLAMP IF YOU ARE USING MEDICATIONS OR HAVE A HISTORY OF SKIN PROBLEMS OR BELIEVE YOURSELF ESPECIALLY SENSITIVE TO SUNLIGHT. IF YOU DO NOT TAN IN THE SUN, YOU ARE UNLIKELY TO TAN FROM THE USE OF THIS PRODUCT.

Shown on this page is a reproduction of the label found on the sunbed or canopy near the timer or emergency termination switch. This label has important safety information relating to the proper operation of this suntanning equipment. Please take a minute and read through this information.

Models: 838/3 (100W)

DANGER: ULTRAVIOLET RADIATION, FOLLOW INSTRUCTIONS, AVOID OVEREXPOSURE, AS WITH NATURAL SUNLIGHT, OVEREXPOSURE CAN CAUSE EYE AND SKIN INJURY AND ALLERGIC REACTIONS. REPEATED EXPOSURE MAY CAUSE PREMATURE AGING OF THE SKIN AND SKIN CANCER.

WEAR PROTECTIVE EYEWEAR; FAILURE TO MAY RESULT IN SEVERE BURNS OR LONG-TERM INJURY TO THE EYES.

CAUTION! EXPOSURE POSITIONS OTHER THAN SPECIFIED CAN BE HARMFUL AND ARE NOT RECOMMENDED.

MEDICATIONS OR COSMETICS MAY INCREASE YOUR SENSITIVITY TO THE ULTRAVIOLET RADIATION. CONSULT PHYSICIAN BEFORE USING SUNBAMP IF YOU ARE USING MEDICATIONS OR HAVE A HISTORY OF SKIN PROBLEMS OR BELIEVE YOURSELF ESPECIALLY SENSITIVE TO SUNLIGHT. IF YOU DO NOT TAN IN THE SUN, YOU ARE UNLIKELY TO TAN FROM THE USE OF THIS PRODUCT.

RECOMMENDED EXPOSURE SCHEDULE:

SKIN TYPE	BI-WEEKLY MAINTENANCE SESSIONS			
	WEEK 1 SESSIONS 1-3	WEEK 2 SESSIONS 4-6	WEEK 3 SESSIONS 7-10	WEEK 4 SESSIONS 12-15
II FAIR	2 MIN.	4 MIN.	6 MIN.	8 MIN.
III MEDIUM	2 MIN.	4 MIN.	6 MIN.	8 MIN.
IV DARK	2 MIN.	6 MIN.	8 MIN.	10 MIN.
V VERY DARK	2 MIN.	6 MIN.	8 MIN.	10 MIN.

MAXIMUM USE TIME: 10 MINUTES

IN MOST CASES, SLIGHT TANNING WILL APPEAR WITHIN SIX HOURS OF THE FIRST APPLICATION, PROVIDED YOUR SKIN IS CAPABLE OF DEVELOPING A TAN. A MOISTURIZER MAY BE USED AFTER EACH TANNING SESSION.

THIS SYSTEM IS INTENDED TO BE USED ONLY WITH THE WOLFF SYSTEM BELLARIUM SR RA1-12-160M OR COSMOLUX VFR RA1-15-160M AND PHILIPS CLED-HFA/30 SIV 400W FACIAL LAMPS.

FOR PARTS AND SERVICE CALL:
THIS PRODUCT IS IN CONFORMITY WITH PERFORMANCE STANDARDS FOR SUNBAMP PRODUCTS UNDER NO. 21 CFR SUBCHAPTER J.

SonnenBraune, Inc.
Ringgold, Ga
1-800-829-6533

THIS DEVICE IS INTENDED TO BE USED BY ONE PERSON AT A TIME. YOU MAY USE DIRECTLY ON TANNING SURFACE.

THE MINIMUM EXPOSURE POSITION IS 0.5 M. (1.27 CM) FROM THE LAMP'S SURFACE (PRESET BY THE MANUFACTURER). READ THE INSTRUCTION BOOKLET BEFORE USING THIS DEVICE.

SKIN TYPE I - THIS IS THE INDIVIDUAL THAT USUALLY BURNS EASILY AND SEVERELY. TANS MINIMALLY OR LIGHTLY AND FEELS

SKIN TYPE II - OFTEN REFERRED TO AS 'AVERAGE' COMPLEXION. BURNS MODERATELY AND TANS ABOUT AVERAGE.

SKIN TYPE IV - THIS INDIVIDUAL BURNS MINIMALLY. TANS EASILY AND ABOVE AVERAGE.

SKIN TYPE V - THIS INDIVIDUAL'S SKIN RARELY BURNS. TANS EASILY AND SUBSTANTIALLY.

Shown on this page is a reproduction of the label found on the sunbed or canopy near the timer or emergency termination switch. This label has important safety information relating to the proper operation of this suntanning equipment. Please take a minute and read through this information.

Models: 838/3 (160W)

INSTALLATION REQUIREMENTS

This unit must be operated at 220 VAC 60 Hz (single phase). A qualified electrician must be used to equip the unit for either voltage and properly connect this appliance to your electrical supply.

Each sunbed is internally wired to accept 2 hot "legs," one neutral and one ground. The neutral is required since the 220 VAC supplied is split between the sunbed and the sunceiling, resulting in 120 VAC to the internal components of the unit.

SERVICE ENTRANCE POWER	POWER REQ'D AT EACH BED	PROTECTION FOR BRANCH CIRCUIT	# WIRES FROM SERVICE ENTRANCE TO SUNBED	WIRE SIZE AND PHASE USED
220 VAC 60 Hz SINGLE PHASE	220 VAC	50 AMP	2 HOT (BLK OR RED) 1 NEUTRAL (WHITE) 1 GROUND (GREEN)	NO. 8 AWG (SINGLE PHASE)


Your SonnenBraune Wolff System must run on exactly 220 to 230 volts. You should not run your bed on voltage outside of this range because you will damage the bed and void your warranty. Please give this information to your electrician and have him take a digital voltage reading on your outlet to determine your exact line voltage. If your voltage is above or below 220-230 volts, you need to purchase a "buck booster" transformer. These are available from SonnenBraune. The transformer will regulate your voltage to the correct level. This is very important to ensure that your bed will operate properly.

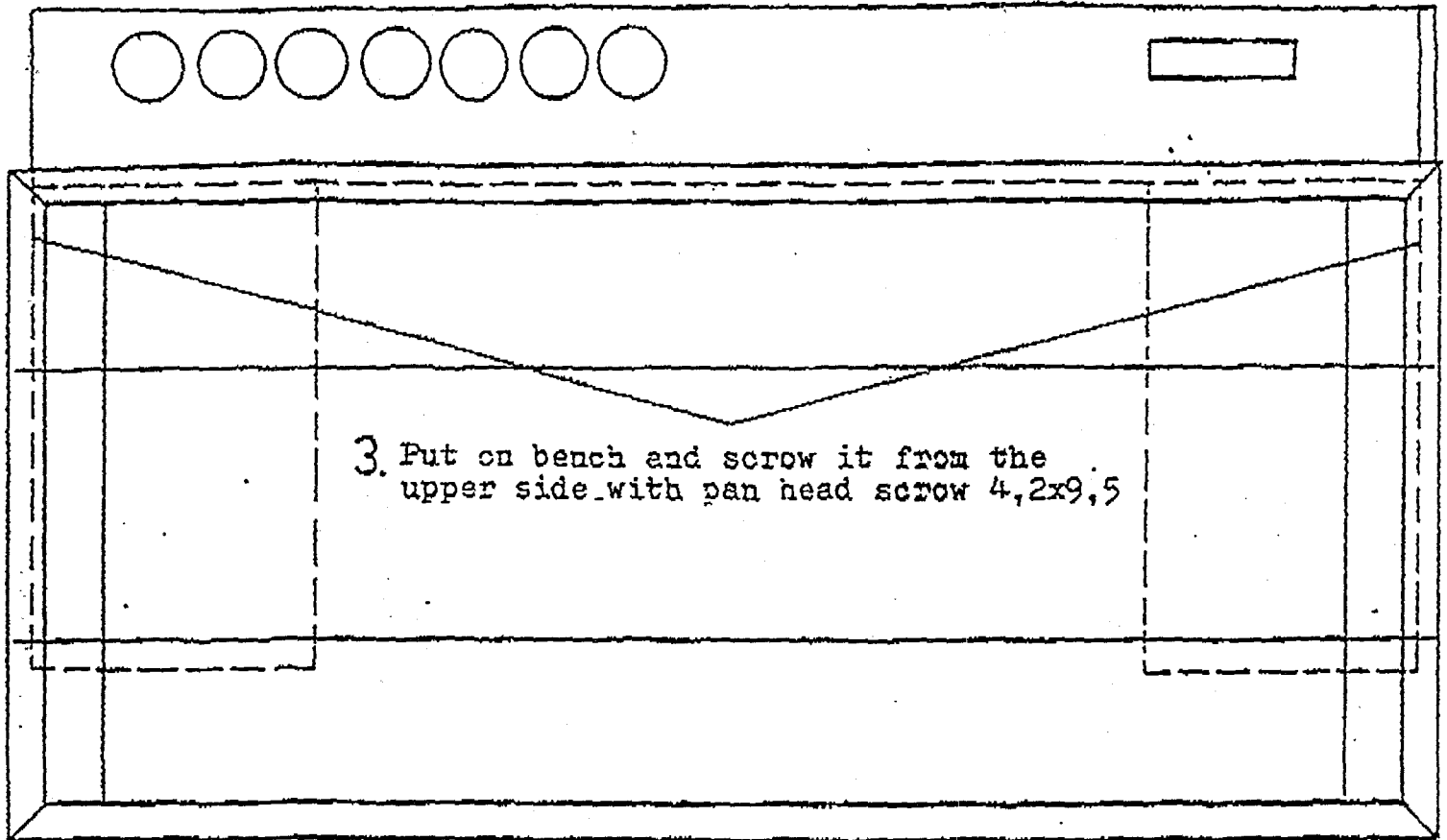
SonnenBraune 838/3

Foot left

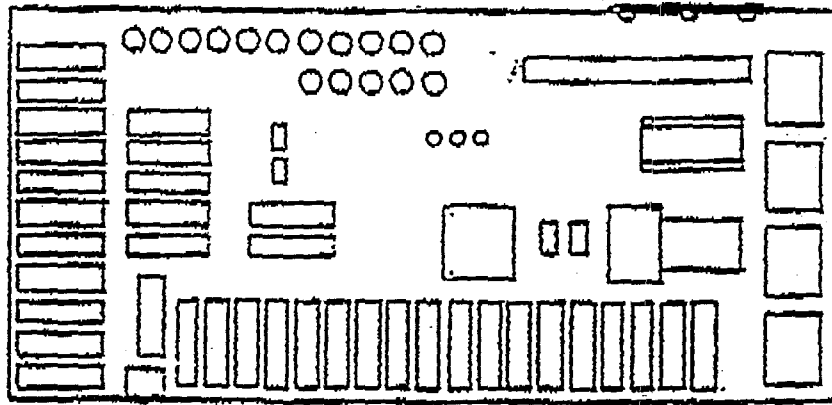
Foot right

1. Protection for transport
Remove fan and install it
later on bench






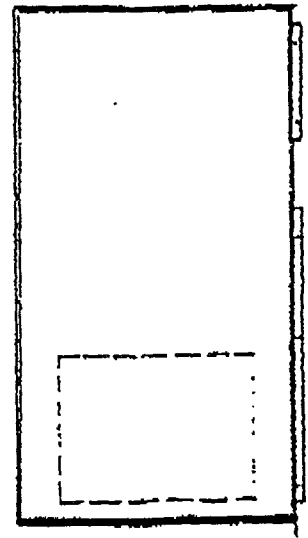
3. Put on bench and screw it from the upper side with pan head screw 4,2x9,5



5. Place the socle in front of the unit. Now lead the cables of the canopy through the hole of the hollow for ventilation down. Now connect them according the color code and protect them with the stress reliefs.

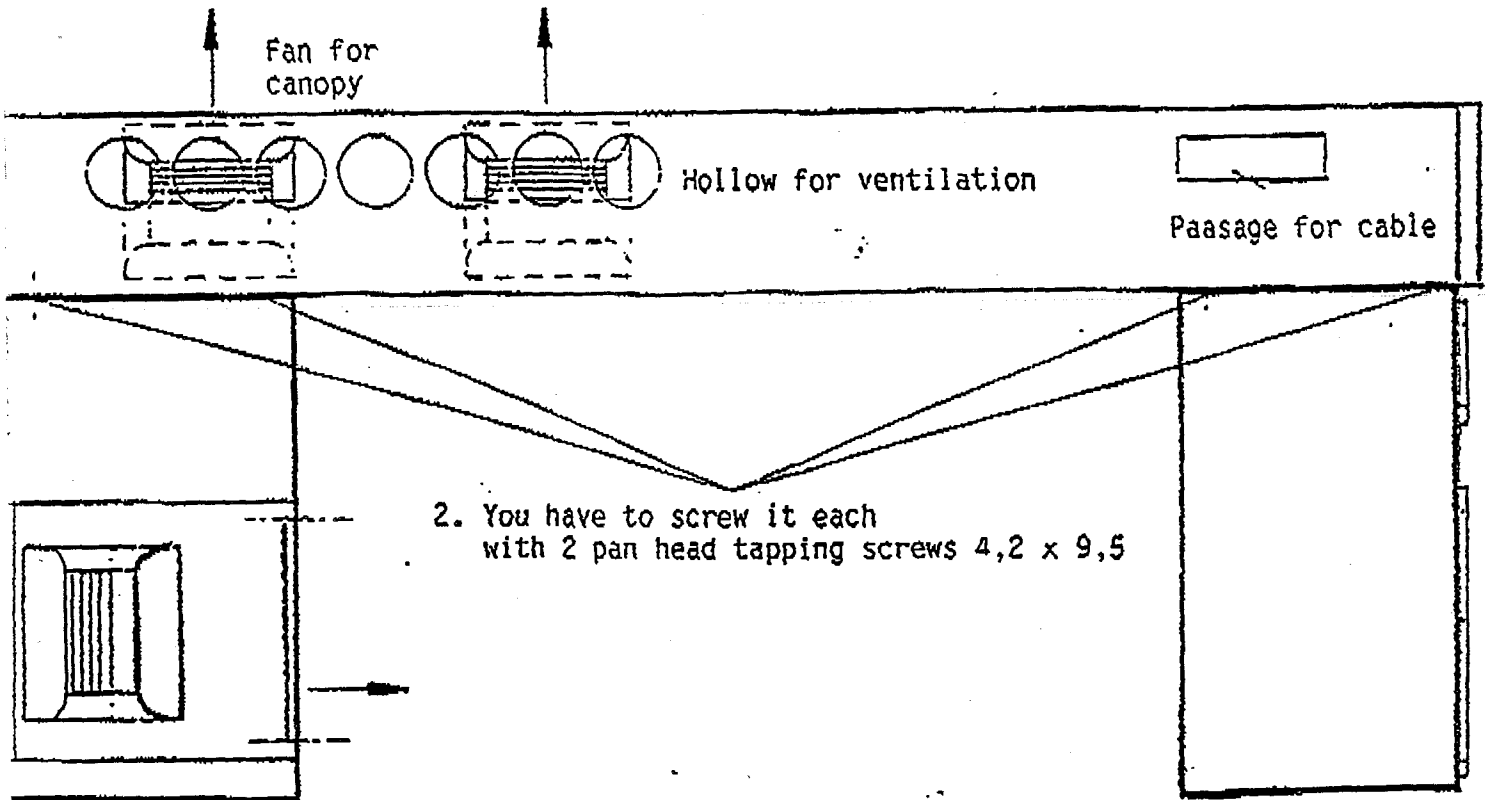


Foot left



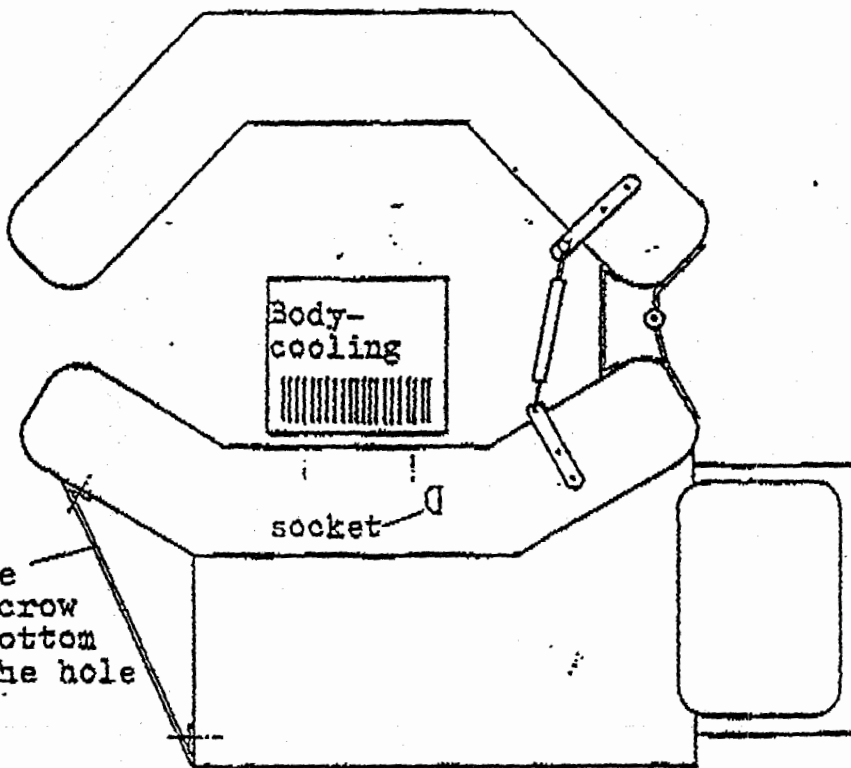
Foot right

1. Protection of transportation
Remove fan and fit it later on the bench



Attention, when removing the fans
Fan for bench, at the side

Remove panel at the bottom and hang it out on the top. Now remove tray with the electrical parts in front. Now remove screws and put away the fan in direction of arrow.



5. Hang in the panel on the top side. Screw it on the bottom and cover the hole with cap.

4. Put on canopy, connect with the hinges and fit the gas pistons.

CARE AND MAINTENANCE

SonnenBraune Wolff System tanning beds do require some simple maintenance. Ensure that the special acrylic plate of the sunbed is always clean, otherwise its performance will be reduced. For cleaning, use a mild, non-abrasive domestic rinsing agent. If needed, clean the reflectors and the lamps with a soft rag. Do not use any alcohol or ammonia based cleaners or any coarse abrasive agents.

The acrylic plate is a special version with high UV transparency. If it must be replaced, do not use window glass or the usual plexiglass, because they would filter out the UV rays partly or fully.

REPLACEMENT OF LAMPS

For replacement lamps, use only Wolff System Bellarium Plus SA2-10-100W, Wolff System Bellarium S SA1-10-100W, Wolff System Bellarium S SA1-59-80W (80 watt lamps on model 730/1) and Philips Cleo HPA/30 Siv 400W.

Note: Disconnect power supply from unit before doing cleaning and maintenance work.

TROUBLESHOOTING

If one or several lamps do not burn, check in the following sequence:

Are the lamps properly fitted?

Are they fully held by the lampholders?

If the lamp still does not light, try the following: Remove the defective lamp and replace it with one which you know operates. If the new lamp lights, it can be assumed that the lamp removed is defective. But if it does not, contact an electrician.

In case of problems and repairs, always use original SonnenBraune Wolff System spare parts to insure that the performance of the unit has not changed.

What you should do when:

YOU ARE NOT SATISFIED WITH YOUR TAN:

Review the exposure schedule on page 2. Check exposure position: the distance between the tanning surface and the body should be two to four inches. In no event should the exposure position be less than two inches between the body and the tanning surface. However, you may lie directly on the tanning surface of the bench unit.

OPERATION OF TIMER

The model is equipped with an electric clock timer. Rotate the timer to the desired minute mark to activate the sunbed and start the tanning session.

The timer also serves as an emergency termination switch. To terminate emission of ultraviolet radiation, simply turn the timer dial to zero.

The unit is also equipped with an start/stop switch at the head end of the canopy. This switch must be activated in order to turn the tanning bed on, and also serves as an emergency termination switch. To terminate a tanning session, simply push the switch into the "off" position.

EXPOSURE TIME

The reaction of the human skin to natural sunlight depends on the skin type. This is also true with regard to tanning with UVA lamps. With this in mind, you must try and find the exposure time suitable for your skin type. Please put on the protective glasses before switching on the unit.

This tanning bed may be used by a maximum of one person at a time. Only one set of protective eyewear has been provided with this tanning bed. Users must wear protective eyewear when using this unit.

FOLLOW THE EXPOSURE SCHEDULE ON PAGE 2

The skin of the body may vary in thickness, accounting for a different light sensitivity in various parts of the body. The skin around the breast area is usually more sensitive than the skin of the other parts of the body to natural and UVA light exposure. This sensitivity is further enhanced because such skin will normally be covered with clothing and not exposed to natural sunlight. Caution must be exercised when exposing such extremities. Until the skin develops pigmentation, the overall exposure times should be reduced or such skin areas should be covered for about half of the preset exposure time.

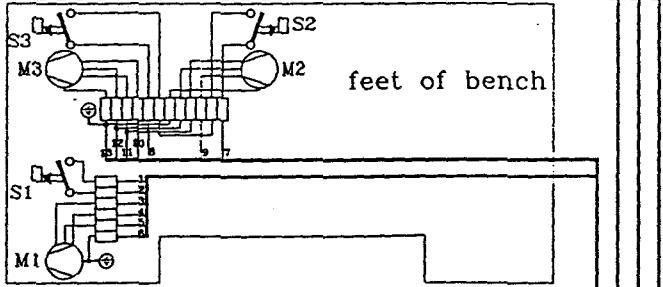
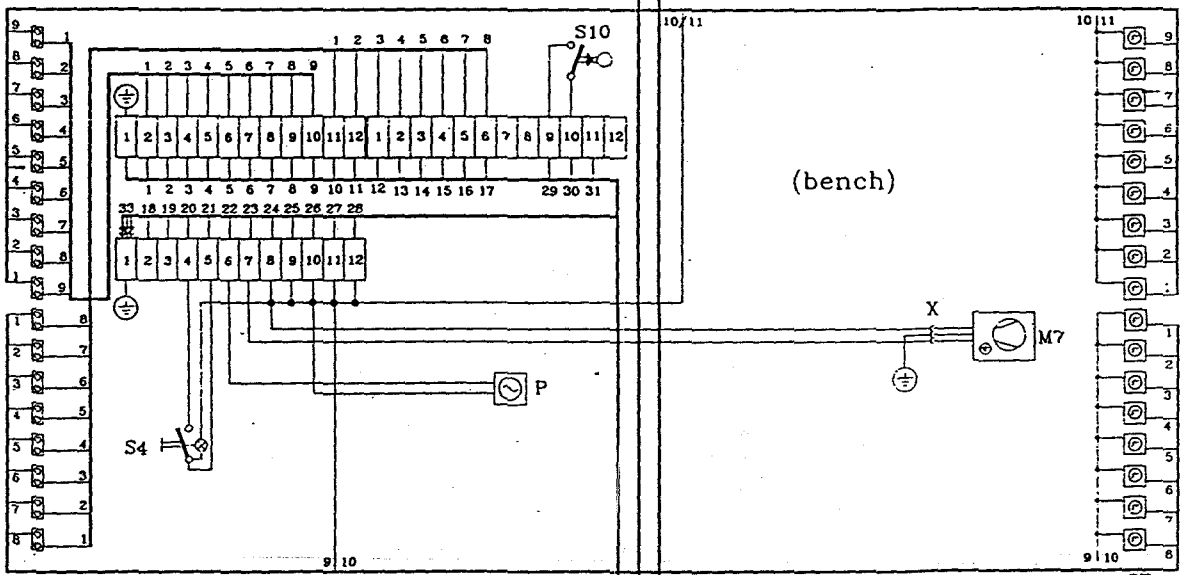
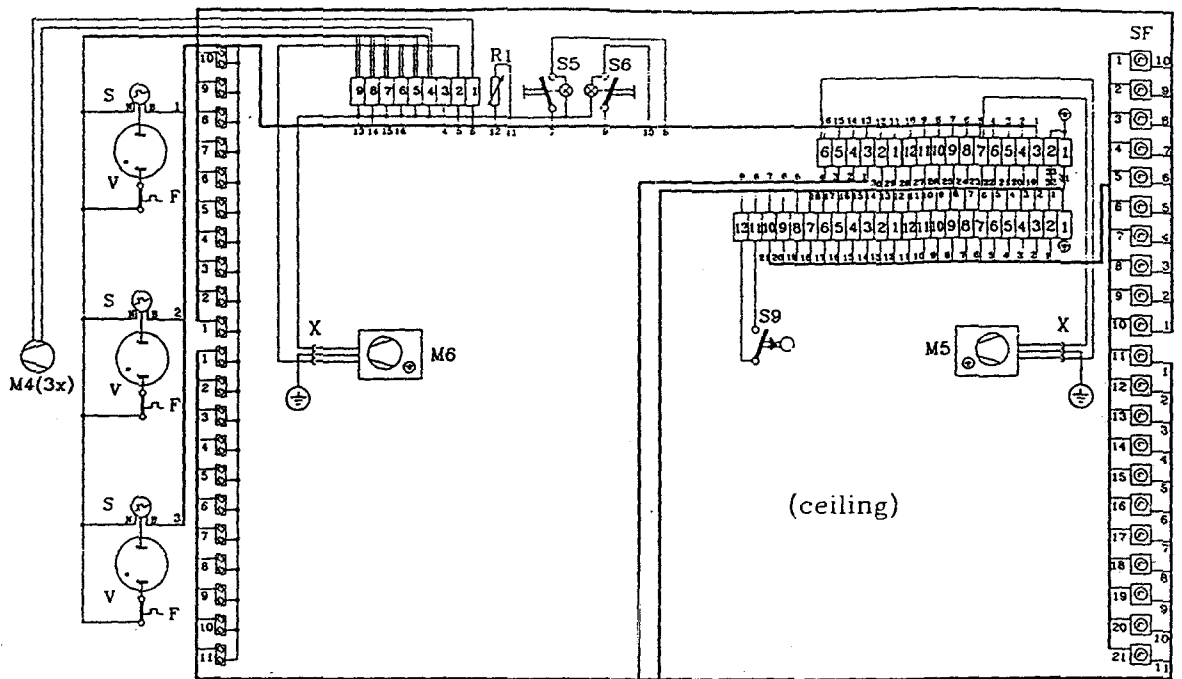
After a series of 8 to 12 sessions, it will be sufficient to continue irradiations at cycles of 1 to 2 sessions per week. If, in spite of all precautionary measures taken, the symptoms of a sunburn (reddening and a tense sensation of the skin some 3 to 4 hours after the exposure) should be noticed, the irradiation series should be interrupted for a minimum of one full day. The slightly inflamed skin possesses a strongly increased light sensitivity and continued exposure would only intensify these symptoms.

Please note: If you do not tan under the natural sun, you cannot tan with the SonnenBraune Wolff System tanning bed.

Note: During the first 50 to 80 service hours the performance of the unit is about 20% above the normal performance. Therefore, you should reduce the durations specified in the table by about 20%.

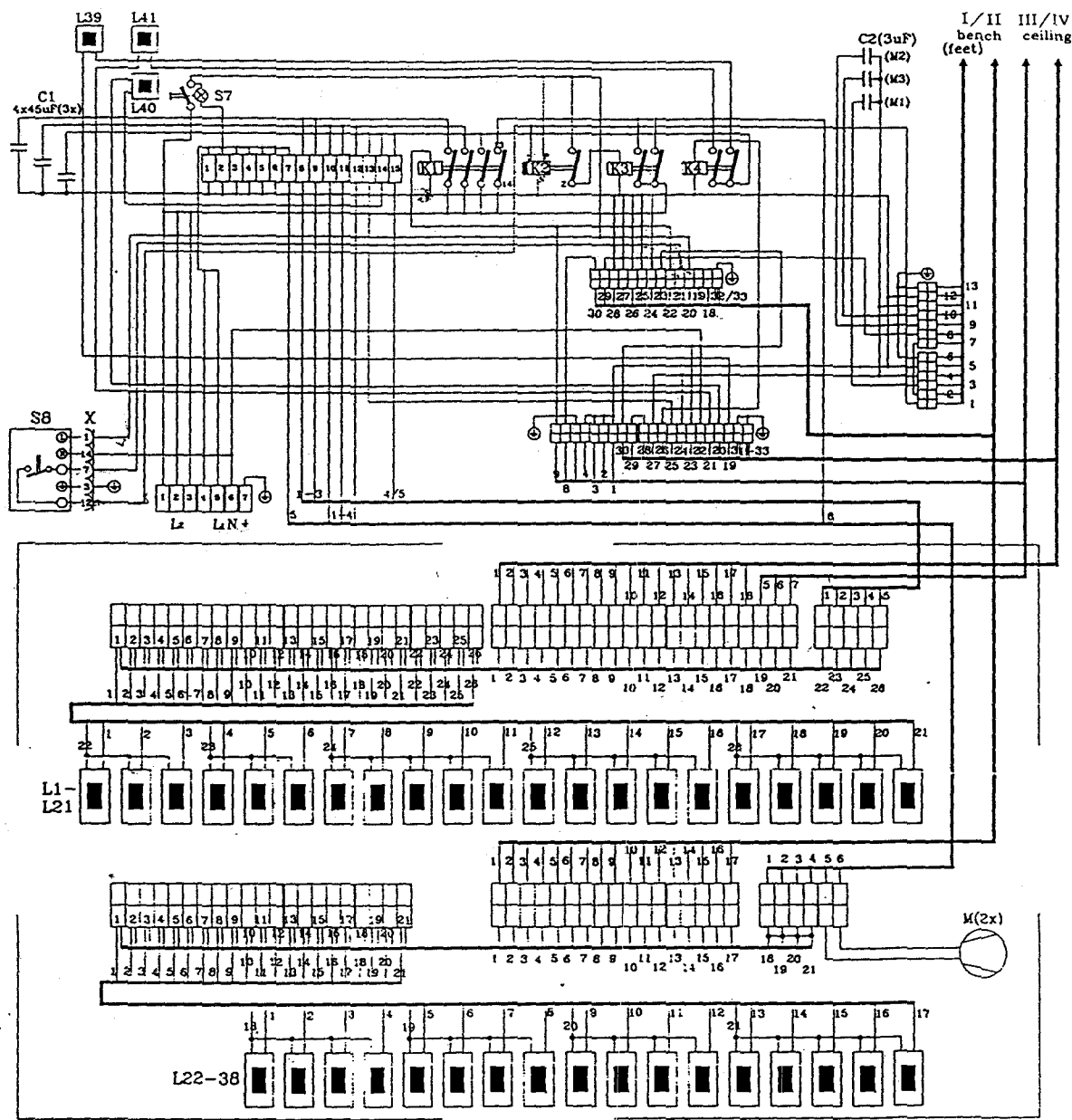
Sun protection agents are not necessary while tanning when recommended tanning times are observed. It is advisable to use a moisture cream after exposure.

If you are sick or take medication, consult your doctor before exposure.



- F = thermostat
- M1-3 = unit fan(220V)
- M4 = unit fan(220V)
- M5-7 = body fan(220V)
- P = hourmeter
- R1 = regulator for bodyfan
- S = ignitor
- S1-3 = controlswitch for unit fan
- S4 = switch for unit-start
- S5 = switch for facieburner(1+3)
- S6 = switch for body fan
- S9,10 = interlock
- SF = starter-/lampsocket
- V = facial burner
- X = socket

2.5.95	Hagen
V635a	
Miami Sun-Profi R838/3	



- C1 = capacitors
- C2 = fan-capacitors
- K1 = main relay
- K2 = relay for fan-time
- K3 = fan relay
- K4 = relay for facialburner
- M = fan for unit(220V)
- L1-21 = ballast for ceiling (100W)
- L22-38 = ballast for bench (100W)
- L39-41 = ballast for facialburner(400W)
- S7 = main switch
- S8 = connection: lokentimer
- X = socket

Base Unit

3.5.95	Hagen	(socle)
V653a		
Miami Sun-Profi R838/3		
Model 100W		

COMMERCIAL WARRANTY AND LIMITATION OF LIABILITY

SonnenBraune Wolff System suntanning units carry a warranty to the original purchaser for a period of thirty-six (36) months following purchase, for all parts, excluding lamps, pistons, acrylics and starters. SonnenBraune will provide free labor to fix or replace defective parts for a period of ninety (90) days following purchase.

Damage resulting from purchaser's negligence or use contrary to published instructions is specifically excluded from warranty coverage. Purchaser must place equipment in an area which conforms to SonnenBraune publish space, electrical and environmental requirements, and the equipment must not be altered or serviced by anyone other than SonnenBraune or other authorized service representative.

SONNENBRAUNE SHALL IN NO EVENT BE LIABLE FOR ANY DAMAGE DIRECT, INDIRECT, OR CONSEQUENTIAL INCLUDING ANY ECONOMICAL LOSS, LOSS OF PROPERTY, LOSS OF REVENUES OR PROFITS OR COSTS OF REMOVAL AND INSTALLATION BEYOND THE TERMS OF THIS WARRANTY. IN ANY AND ALL CASES ANY LIABILITY OF SONNENBRAUNE SHALL BE CONFINED TO THE REPLACEMENT OF DEFECTIVE AND NONCONFORMING PARTS OR LAMPS.

THIS WARRANTY IS IN LIEU OF ALL WARRANTIES EXPRESSED OR IMPLIED, AND NO REPRESENTATIVE OR PERSON IS AUTHORIZED TO ASSUME FOR SONNENBRAUNE ANY OTHER LIABILITY IN CONNECTION WITH THE SALE, INSTALLATION, OR SERVICE OF OUR PRODUCTS.

For more detailed information on the limited warranty covering your new SonnenBraune Wolff System tanning bed, please refer to the warranty card enclosed herewith.

SonnenBraune, Inc.
6362 Battlefield PKWY Suite 7
Ringgold, Georgia 30736

(800)829-6533

If any servicing or replacement parts are required, call your dealer or the SonnenBraune Customer Service Center.

(800)829-6533

GUARANTEE

SonnenBraune Wolff System suntanning equipment complies with Sunlamp Product Performance Standard 21 CFR Subchapter J.

TECHNICAL DATA	838/3 (100W)	838/3 (160W)
Bellarium Plus or Bellarium S Lamps Cosmolux VHR 160W or Bellarium SR 160W	38	38
Fans	6	6
Hourmeter	9999 hrs.	9999 hrs
Timer	20 min.	10 min.
Total wattage	7900 W	8800 W
Circuit Breaker size 240 VAC	50 amp	50 amp
Weight	589 lbs	650 lbs
Length	90 in.	90 in.
Width	46 in.	46 in.
Height	59 in.	59 in.
Gas Piston	570 N	570 N